

# Practice Experience & Integrative Project Info Session

Winter 2024



SCHOOL OF  
**PUBLIC HEALTH**

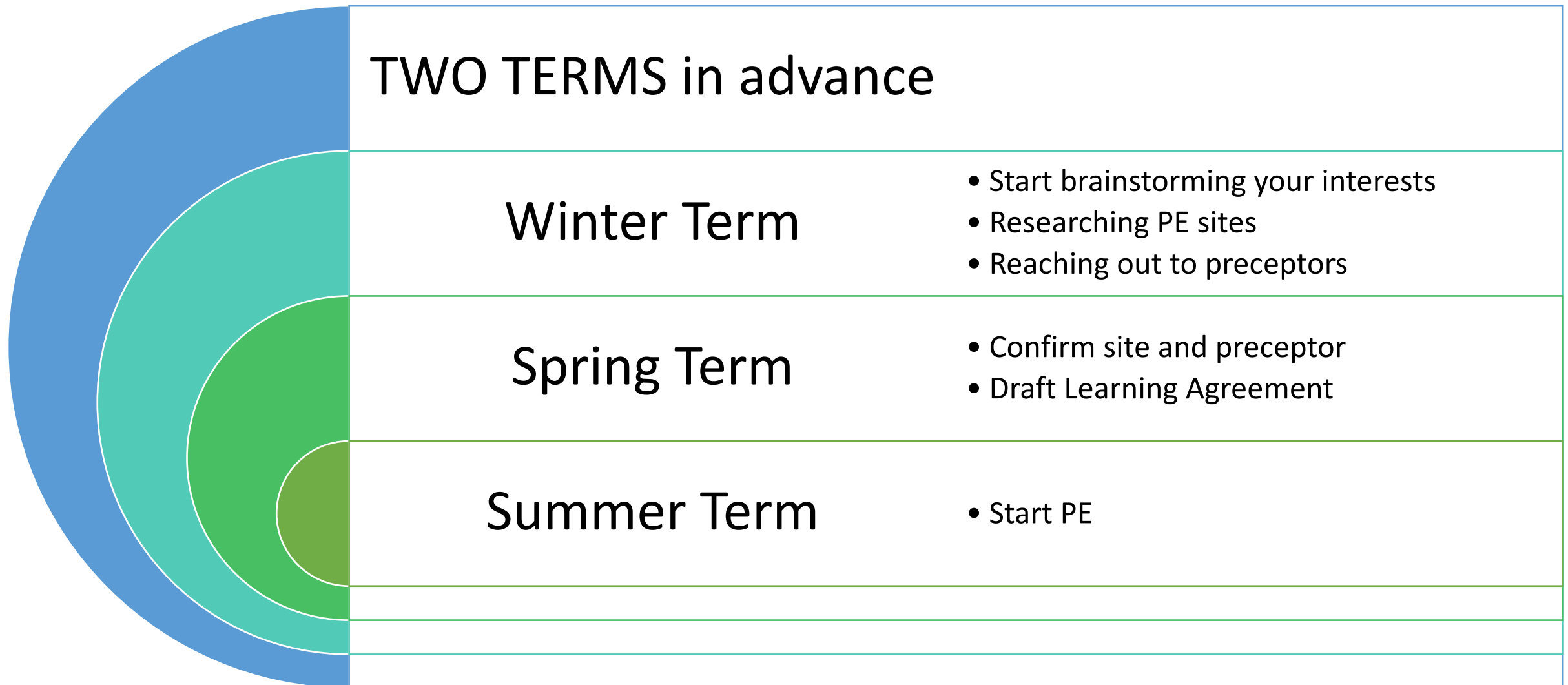
# What is the Practice Experience (PE)?

- An opportunity for you to take the knowledge and skills you've learned in your MPH coursework and apply them to public health work in real-life settings
- Requirement of all SPH MPH programs
- You must complete all 5 core MPH courses
  - BSTA 511/525: Intro/Est. and Hypothesis Testing for Applied Biostatistics
  - Epi 512: Epidemiology I
  - ESHH 511: Concepts of Environmental Health
  - HSMP 574: Health Systems Organization
  - PHE 512: Principles of Health Behavior
- BSTA Students – need more BSTA courses completed
- EPI Students – highly recommend have taken EPI Data (EPI 536)

# What is the PE?

- 4 credits  $\approx$  160 contact hours [1 credit hour  $\approx$  40 hours]
- Can be completed over 1 or 2 terms (or more)
  - Approx. 8 hours/week if completed over 2 terms (recommend Fall/Winter)
  - Approx. 16 hours per week if completed in 1 term
  - Over two terms, talk to your faculty advisor and PE/IP coordinator
- Demonstrate 5 learning competencies via at least 2 deliverables
  - Health equity competency (CEPH MPH Foundational Competency 6)
  - Two additional CEPH MPH Foundational Competencies
    - <https://ohsu-psu-sph.org/masters-in-public-health-degrees/foundational-competencies>
  - Two MPH Program Competencies from your MPH Program
    - Program Guides at <https://ohsu-psu-sph.org/mph-ms-requirements/>
- ***You're responsible for finding and securing your PE opportunity***

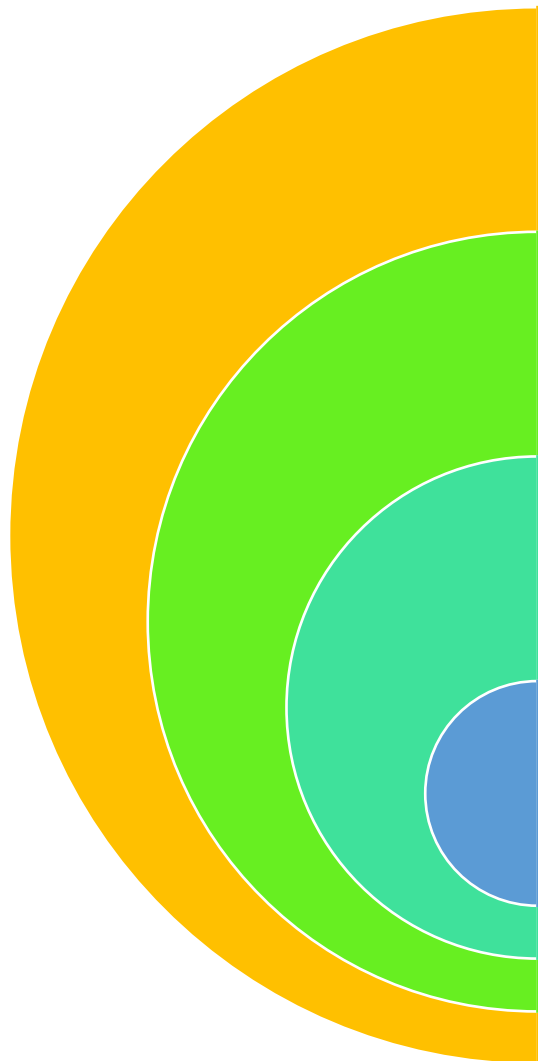
# When to begin planning your PE?



PE Website: <https://ohsu-psu-sph.org/applied-learning-experience/practice-experience/>

Talk with your program's PE/IP coordinator to get guidance on what is an appropriate PE.

# Brainstorming question suggestions



What are your career/professional goals?
What kind of work/work environment is important to you?
What experiences and skills do you want to gain?
What are the communities with whom you want to build solidarity?

PE Website: <https://ohsu-psu-sph.org/applied-learning-experience/practice-experience/>

Talk with your program's PE/IP coordinator to get guidance on what is an appropriate PE.

# Where to find PE sites and preceptors?

## Monitor

- SPH page: <https://ohsu-psu-sph.org/jobs/> or <https://ohsu-psu-sph.org/applied-learning-experience/practice-experience/finding-pe/>
- Listserv announcements: <https://groups.google.com/a/pdx.edu/g/SPH-grad-group>

## Search

- PE placement database EXXAT (<https://steps.exxat.com/account/login>)

## Attend

- PE oral presentations of fellow students during finals week

## Ask

- Your Faculty Advisor, PE/IP Coordinator, mentors to make introductions
- Other students, recent alumni, personal contacts for ideas and connections

## Email

- Jamie Jones, Director of Applied Learning, at [jljones@pdx.edu](mailto:jljones@pdx.edu) for email templates, ideas, coaching, etc.

Talk with your program's PE/IP coordinator to get guidance on what is an appropriate PE.

# Where can you do your PE?

## Public Health Agencies

- City
- County
- State
- Federal

## CBOs/NGOs

- Community-specific (BIPOC, LGBTQ, etc.)
- Issue-specific (housing, substance use disorders, violence prevention, etc.)

## Private Sector

- Healthcare setting
- Employee health and wellness
- Occupational safety and health

## Academia

- Must primarily focus on community engagement, typically with external partners



SCHOOL OF  
**PUBLIC HEALTH**

# What can (or can't) you do for your PE?

## Can

- Get paid
- Complete your PE with your current employer
  - \*BUT\* the project/work for the PE must map to competencies to be eligible for consideration

## Can't

- Work that doesn't demonstrate your public health competencies
- No direct patient, client, or clinical work
- Do not recommend same PE supervisor as work supervisor



PE Website: <https://ohsu-psu-sph.org/applied-learning-experience/practice-experience/>

Talk with your program's PE/IP coordinator to get guidance on what is an appropriate PE.



# Before starting your PE

## Recommendations

- Mark registration dates and due dates on your calendar
  - <https://calendar.google.com/>
  - <https://outlook.office.com/>
- Complete the CPH Exam

## Resources

- SPH PE (and IP) Websites
- [Practice Experience Calendar](#)
- EXXAT Database
- Workshops

# Before starting your PE

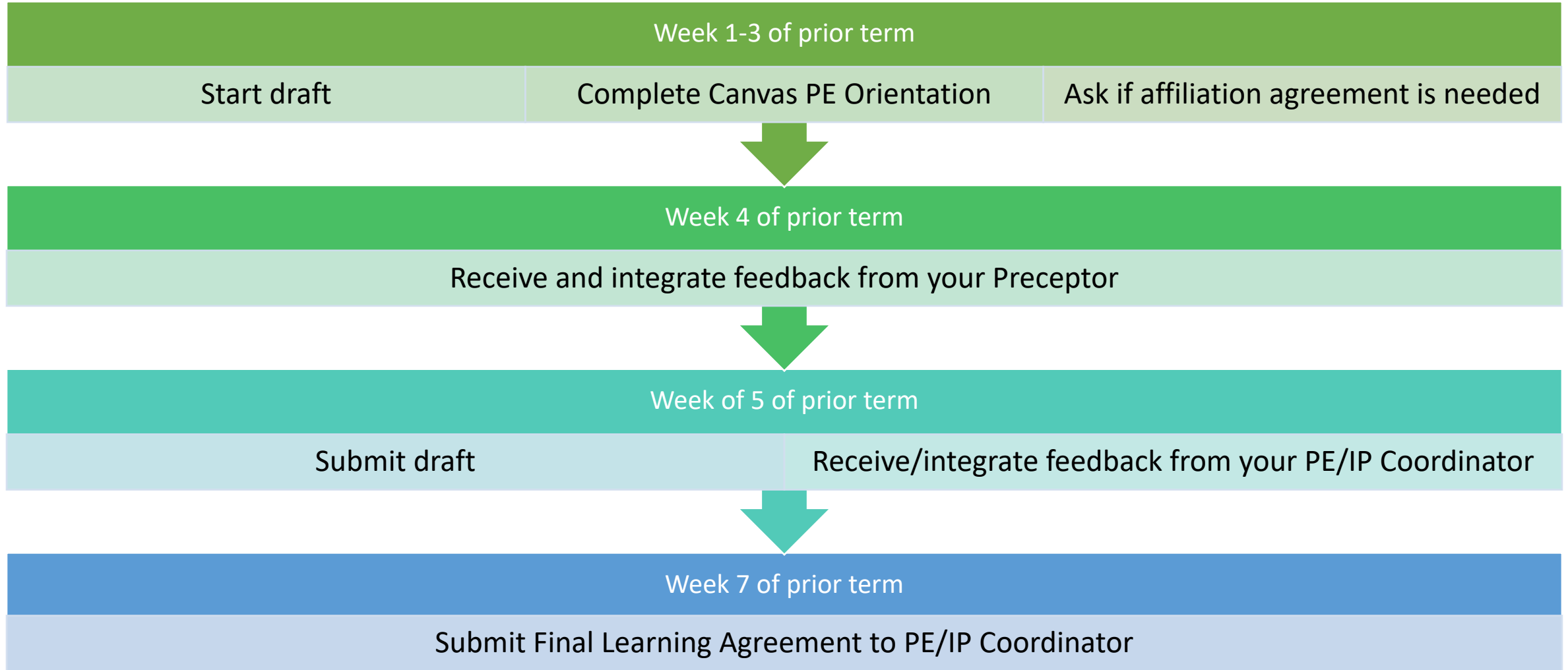
Two Terms  
Prior

- Researching PE sites
- Reaching out to preceptors

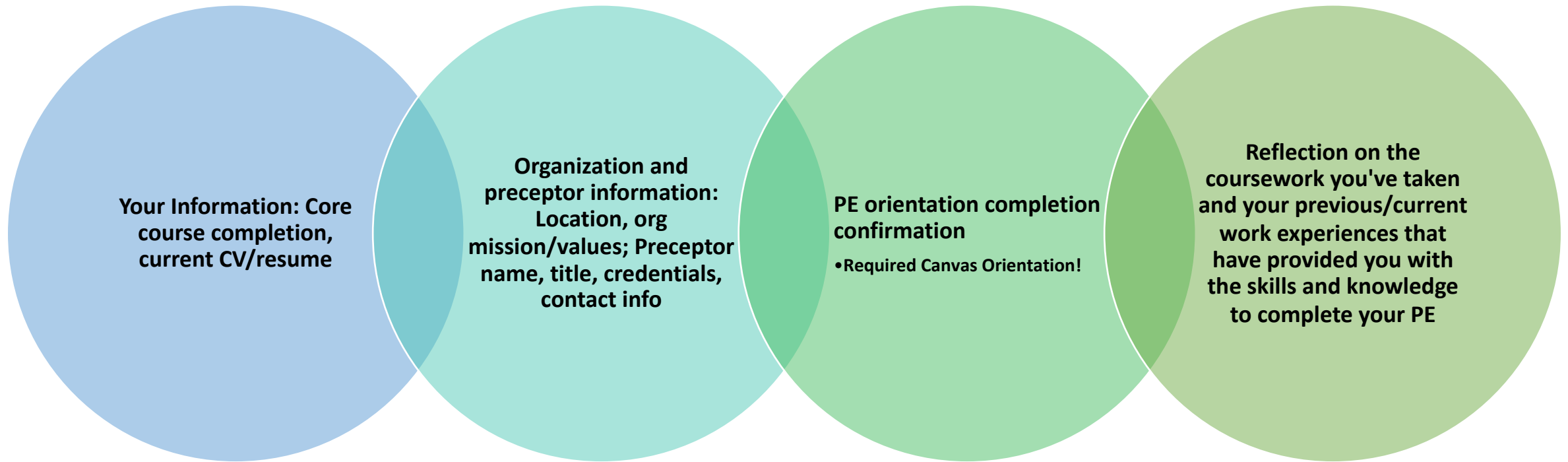
One Term  
Prior

- Site confirmed
- Learning Agreement

# Learning Agreement Timeline

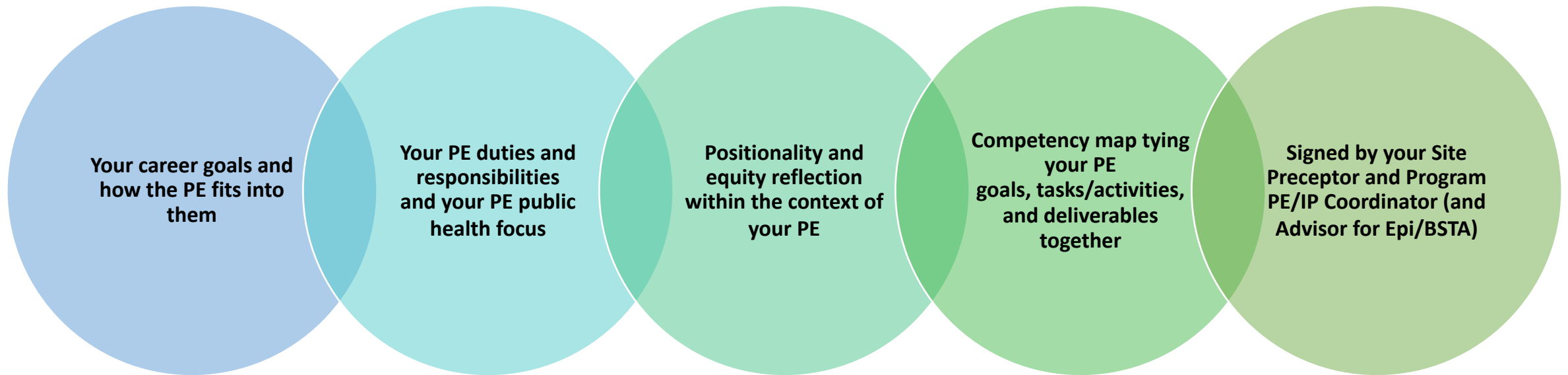


# Learning Agreement Components



Download the Learning Agreement from <https://ohsu-psu-sph.org/applied-learning-experience/practice-experience/prerequisites-planning/>  
Learning Agreement Workshop Schedule: <https://sites.google.com/pdx.edu/mpg-pe-calendar/>

# Learning Agreement Components



Positionality Workshop Schedule: <https://sites.google.com/pdx.edu/mph-pe-calendar/>

RESOURCE RECOMMENDATION: YWCA Social Justice Trainings (\$10/student rate) <https://www.ywcapdx.org/events/social-justice-trainings/>

# Before starting your PE

## Affiliation Agreements

- **Needed** if you are unpaid, classified as intern, or receive a stipend
- Not needed if your PE is at OHSU or PSU
- Not needed if you're classified as a paid temporary employee
- Affiliation Agreement on the SPH PE website

## Registration

- <https://www.pdx.edu/registration/academic-calendar>
- <https://www.ohsu.edu/education/academic-calendar>
- **RECOMMENDATION: Register for your PE over two terms (fall, winter)**



SCHOOL OF  
**PUBLIC HEALTH**

Talk with your program's PE/IP coordinator to get guidance on what is an appropriate PE.

# Before starting your PE

## IRB Approval

- Needed if working on a research project
- Research is a systematic investigation designed to develop or contribute to generalizable knowledge
- ***If you will be doing research for your PE, contact your PE/IP Coordinator at least two terms in advance***

## International Sites

- Must complete forms for International Elective Approval & Travel Waiver of Liability
- The OHSU Office of International Services provides travel screening
- Student Health will help you to meet travel requirements (and provides vaccinations)
- ***Must start planning several terms in advance to have all approvals in place***



SCHOOL OF  
**PUBLIC HEALTH**

Talk with your program's PE/IP coordinator to get guidance on what is an appropriate PE.

# During and after your PE

## Midway Progress Report

- Over 2 terms: due week 10 of 1st term
- Over 1 term: due week 5
- Template in Sakai/PE website

## Portfolio & Deliverables

- Due Friday of week 10 of PE completion term
- Outline in Sakai
- Demonstrates your ability to communicate your overall experience and attainment of competencies
- Opportunity to showcase your PE and the work you completed
- 2 deliverables demonstrating 5 competencies

## Oral Presentation

- Concludes your PE
- 20-minute presentation + 10-minute Q & A
- Meant to be a focused demonstration of your accomplishments



# Deliverable Examples

---

Data Collection Plan

---

Communication Materials

---

GIS Map

---

Program Evaluation

---

Literature Review

---

Survey Instrument

---

Focus Group Protocol

---

Healthcare Network Map

---

Statewide Program Census

---

Toolkit

---

---

Qual/Quant Data Analysis Plan

---

Data Analysis

---

Program script

---

Draft Manuscript Sections

---

Statistical Output

---

External-facing community engagement summary

---

Systems Thinking Diagram

---

Curriculum

---

Report

---

Website/App

---



SCHOOL OF  
**PUBLIC HEALTH**

# Integrative Project

- Serves as one of the culminating experience of your MPH training (in addition to the CPH exam and Practice Experience)
- Opportunity to demonstrate your academic learning \*and\* public health practice skills
- Result is a **high-quality written product** that must demonstrate your
  - Command of public health competencies learned during your MPH
  - Ability to synthesize and integrate 6 competencies
    - Health equity (CEPH 6) + 2 foundational competencies + 3 program competencies

# Integrative Project

- Recommend IP be derived from your PE, **but it doesn't have to**
- May take various forms
  - Program evaluation, policy/economic analysis, grant proposal, health promotion/community engagement program plan, publishable manuscript, etc.
- **Plan to spend about 30 hours (3 hours/week)**
- See IP website for
  - IP Proposal Form
  - Integrative Project Syllabus

IP Website: <https://ohsu-psu-sph.org/integrative-project/>



SCHOOL OF  
**PUBLIC HEALTH**

Talk with your program's PE/IP coordinator to get guidance on what is an appropriate IP.