

# Practice Experience Info Session Slides



# PE/IP Coordinators & Contacts



SCHOOL OF  
**PUBLIC HEALTH**

Biostats: Byung Park (parkb@ohsu.edu)

Epi: Sarah Siegel (siegels@ohsu.edu)

ESHH: Tawnya Peterson (petertaw@ohsu.edu)

HSMP: Neal Wallace (nwallace@pdx.edu)

HP: Brad Wipfli (bwipfli@pdx.edu)

PHP: Jamie Jones (jljones@pdx.edu)

PE Administrator: Andrew Wyman  
(andrew.wyman@pdx.edu)

Director of Applied Learning: Jamie Jones  
(jljones@pdx.edu)

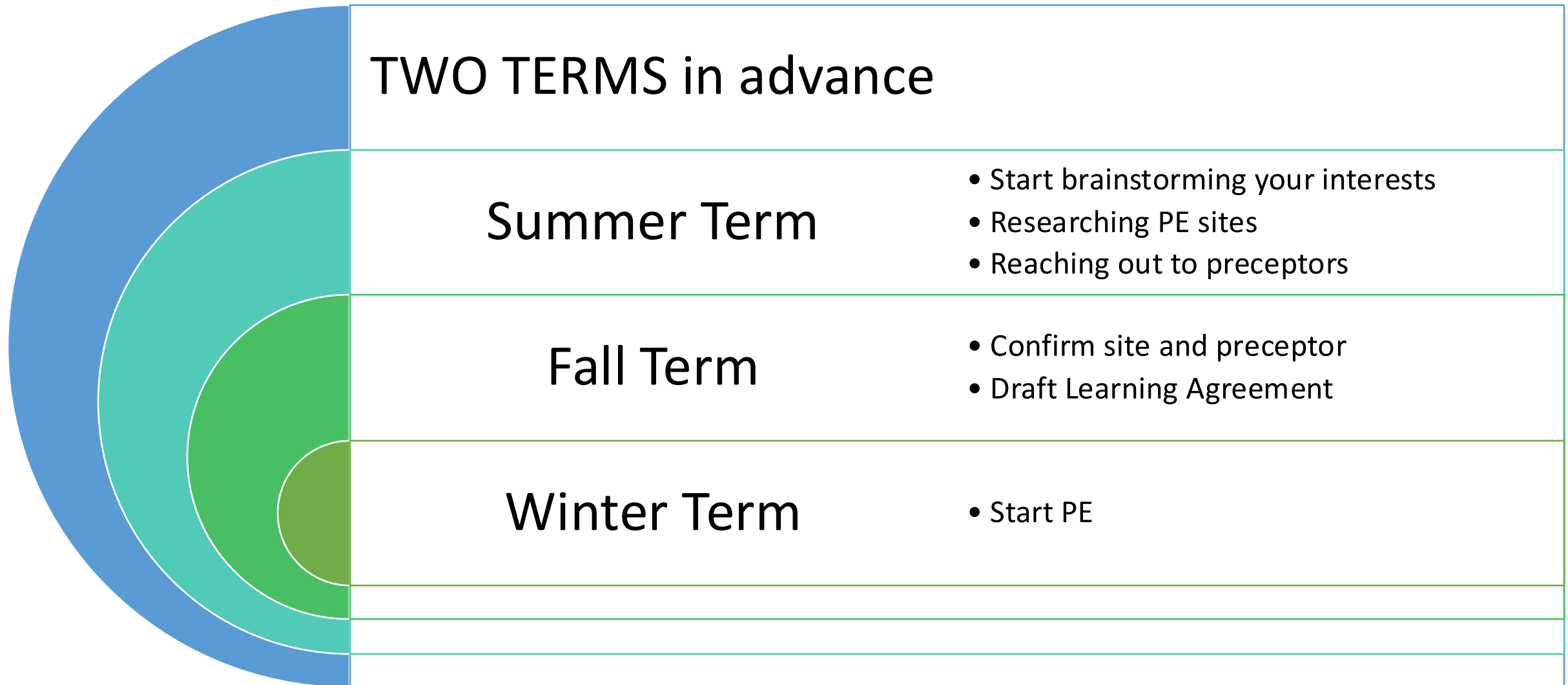
# What is the Practice Experience (PE)?

- An opportunity for you to take the knowledge and skills you've learned in your MPH coursework and apply them to public health work in real-life settings
- Requirement of all SPH MPH programs
- You must complete all 5 core MPH courses
  - BSTA 511/525: Intro/Est. and Hypothesis Testing for Applied Biostatistics
  - Epi 512: Epidemiology I
  - ESHH 511: Concepts of Environmental Health
  - HSMP 574: Health Systems Organization
  - PHE 512: Principles of Health Behavior
- BSTA Students – need more BSTA courses completed
- EPI Students – highly recommend have taken EPI Data (EPI 536)

# What is the PE?

- 4 credits  $\approx$  160 contact hours [1 credit hour  $\approx$  40 hours]
- Can be completed over 1 or 2 terms (or more)
  - Approx. 8 hours/week if completed over 2 terms
  - Approx. 16 hours per week if completed in 1 term
  - Over two terms, talk to your faculty advisor and PE/IP coordinator
- Demonstrate 5 learning competencies via at least 2 deliverables
  - Health equity competency (CEPH MPH Foundational Competency 6)
  - Two additional CEPH MPH Foundational Competencies
    - <https://ohsu-psu-sph.org/masters-in-public-health-degrees/foundational-competencies>
  - Two MPH Program Competencies from your MPH Program
    - Program Guides at <https://ohsu-psu-sph.org/mph-ms-requirements/>
- **You're responsible for finding and securing your PE opportunity**

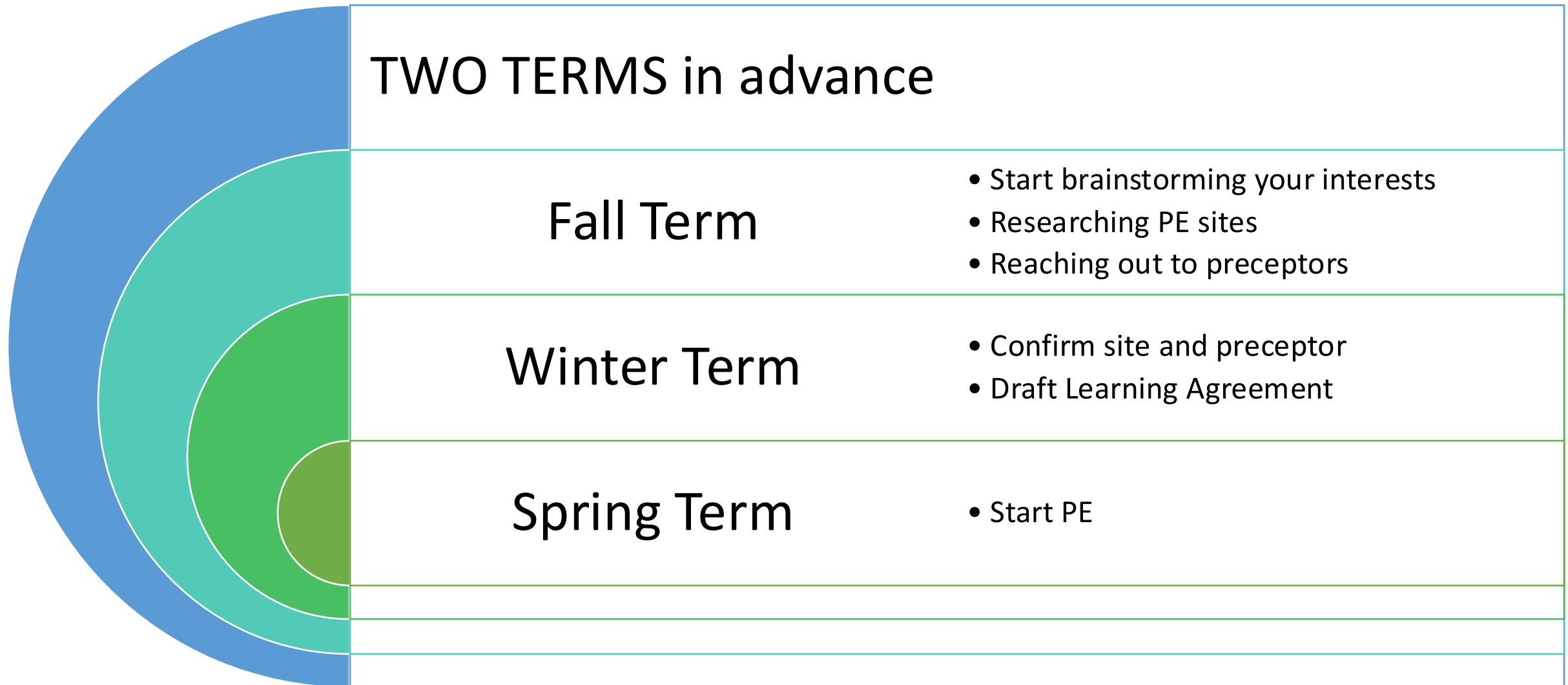
# When to begin planning your PE?



PE Website: <https://ohsu-psu-sph.org/applied-learning-experience/practice-experience/>

Talk with your program's PE/IP coordinator to get guidance on what is an appropriate PE.

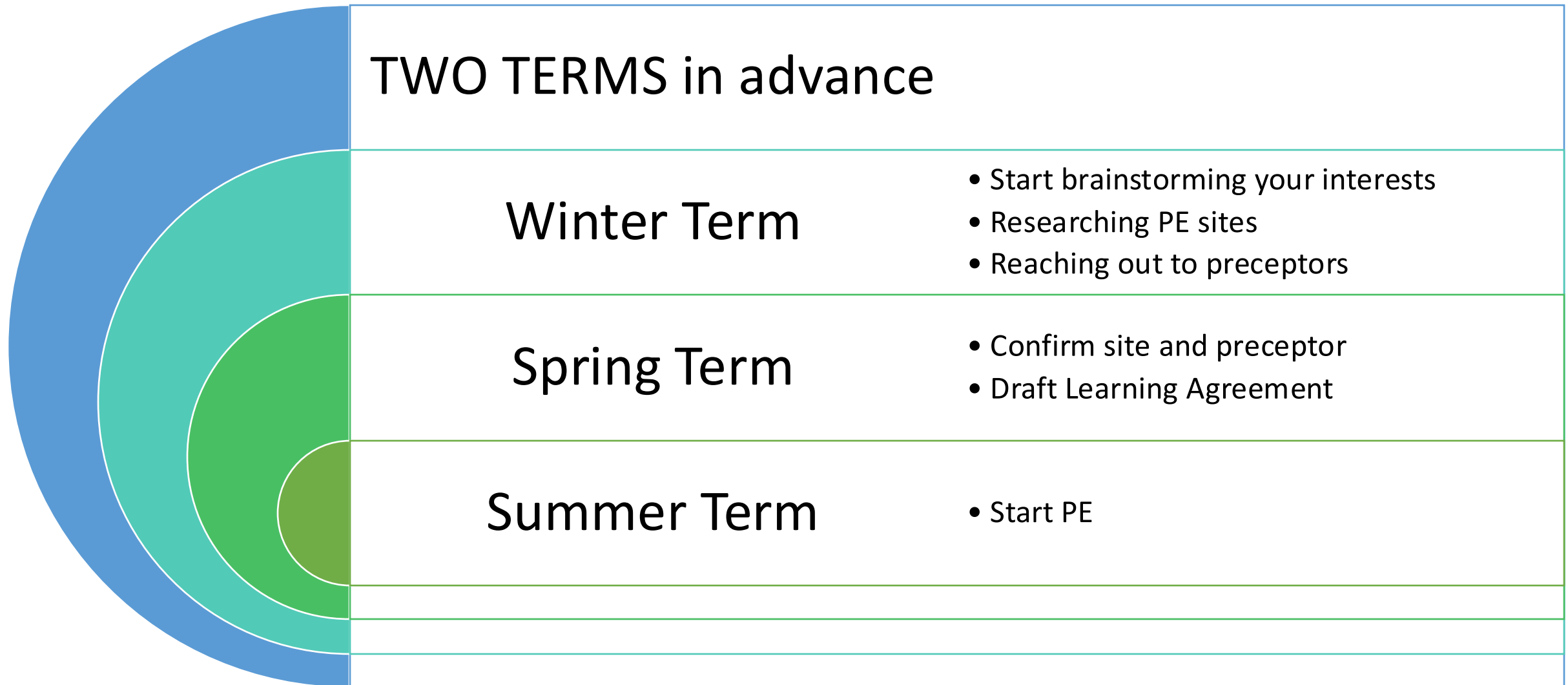
# When to begin planning your PE?



PE Website: <https://ohsu-psu-sph.org/applied-learning-experience/practice-experience/>

Talk with your program's PE/IP coordinator to get guidance on what is an appropriate PE.

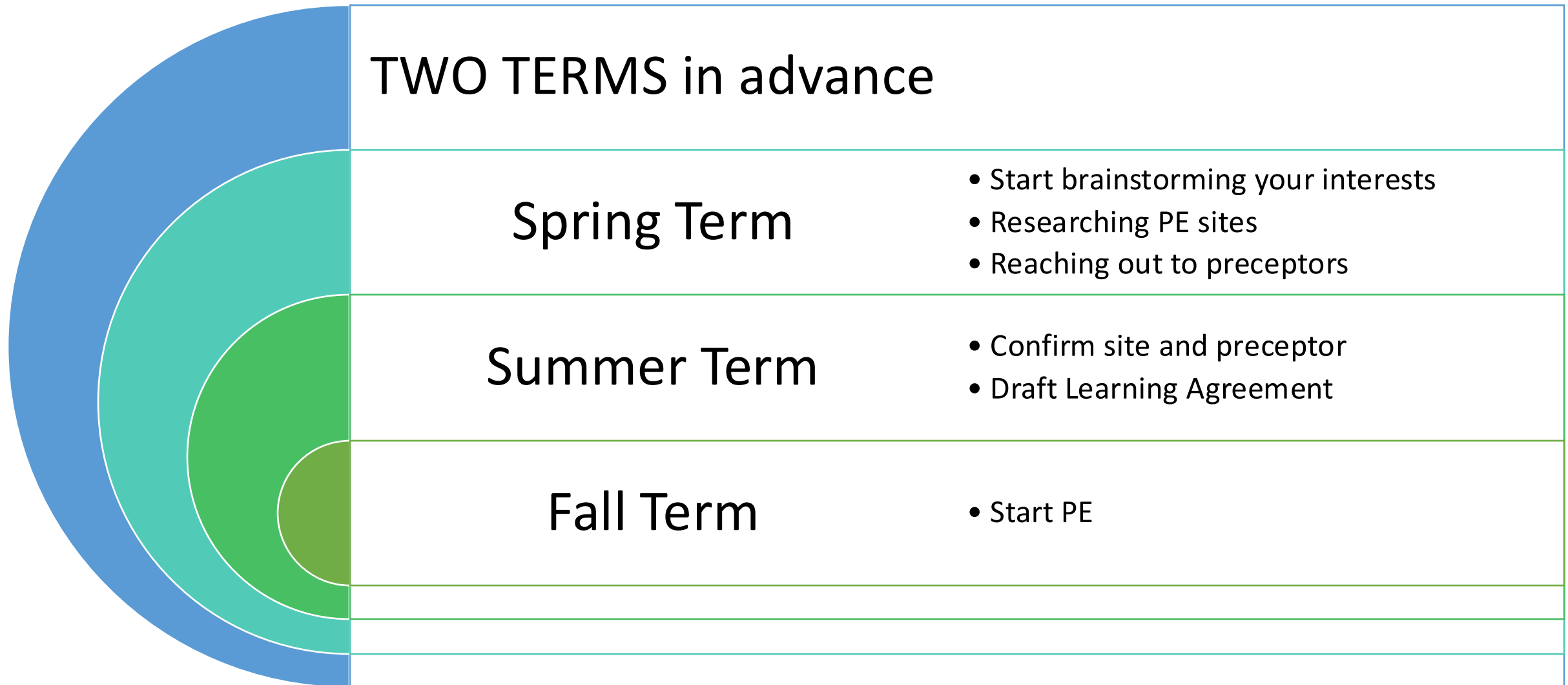
# When to begin planning your PE?



PE Website: <https://ohsu-psu-sph.org/applied-learning-experience/practice-experience/>

Talk with your program's PE/IP coordinator to get guidance on what is an appropriate PE.

# When to begin planning your PE?

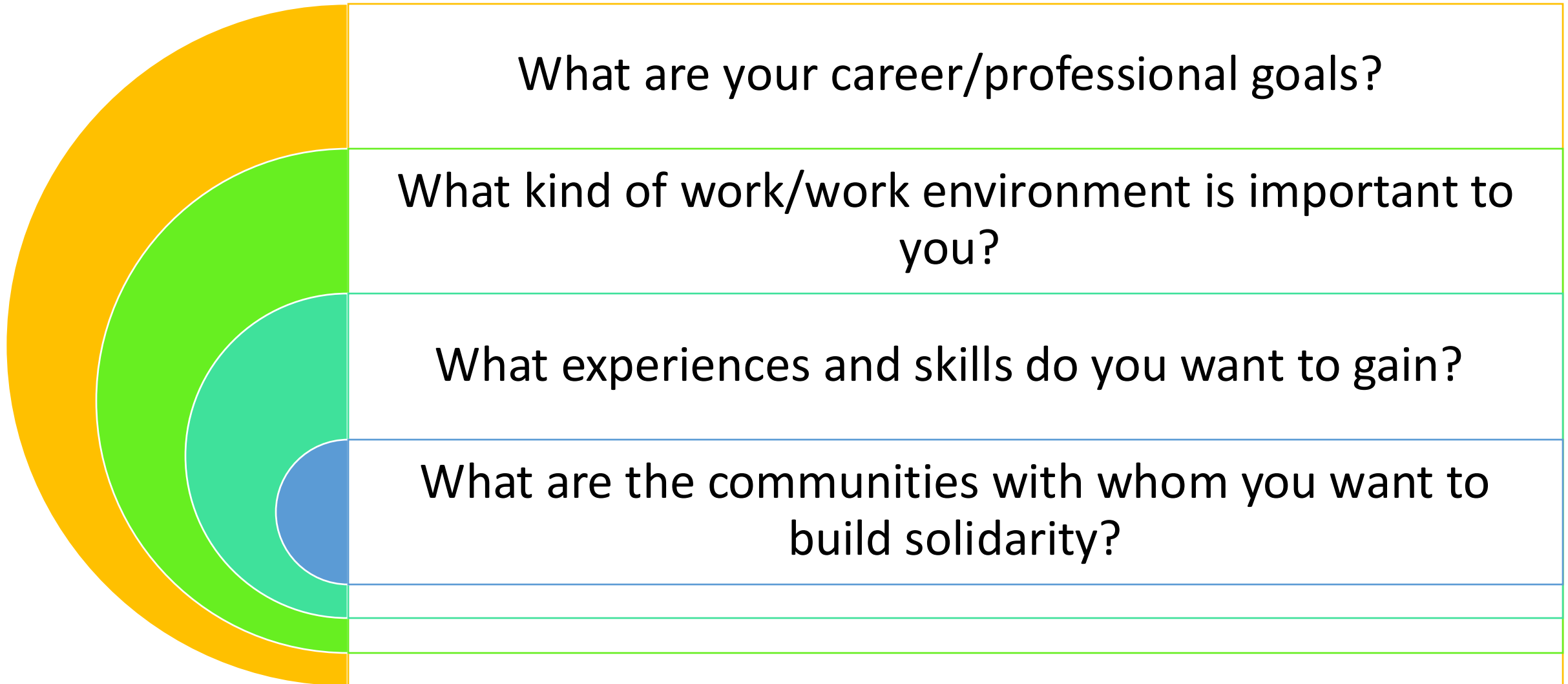


PE Website: <https://ohsu-psu-sph.org/applied-learning-experience/practice-experience/>

Talk with your program's PE/IP coordinator to get guidance on what is an appropriate PE.



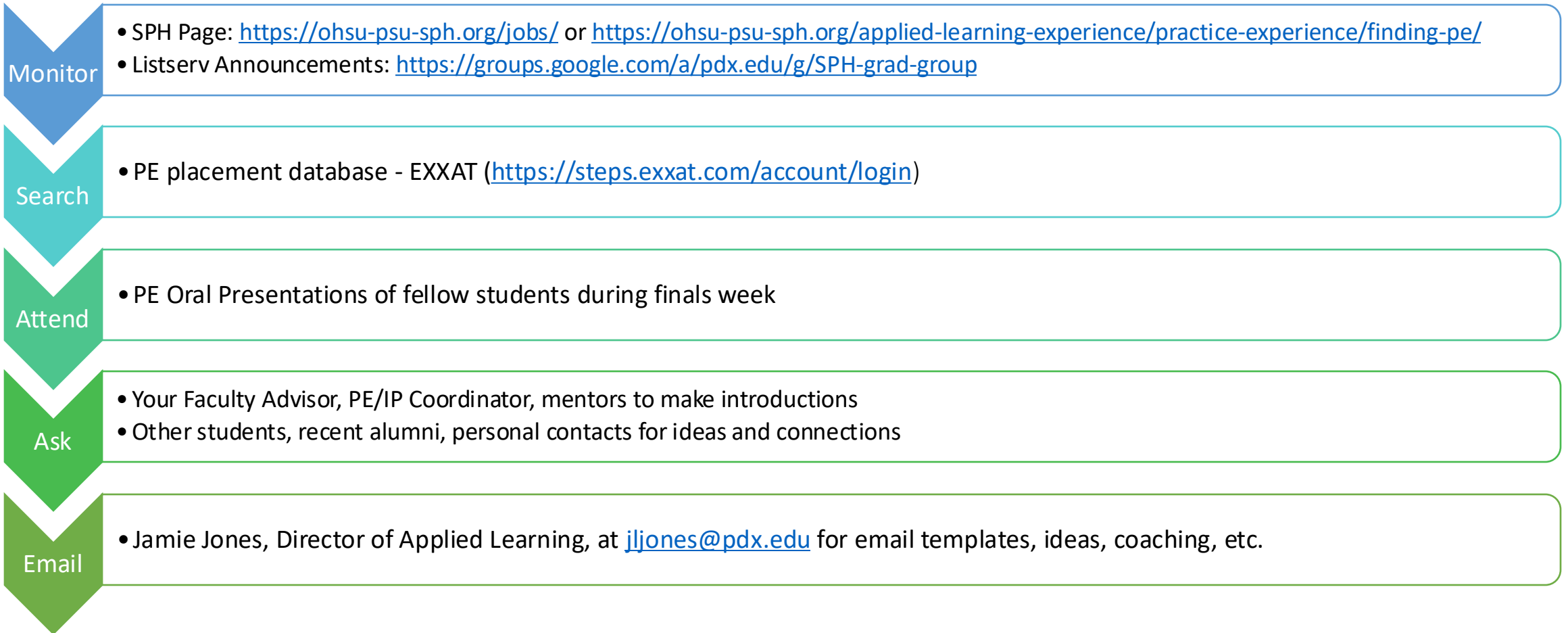
# Brainstorming question suggestions



PE Website: <https://ohsu-psu-sph.org/applied-learning-experience/practice-experience/>

Talk with your program's PE/IP coordinator to get guidance on what is an appropriate PE.

# Where to find PE sites and preceptors?



Talk with your program's PE/IP coordinator to get guidance on what is an appropriate PE.

# Where can you do your PE?

## Public Health Agencies

- City
- County
- State
- Federal

## CBOs/NGOs

- Community-specific (BIPOC, LGBTQ, etc.)
- Issue-specific (housing, substance use disorders, violence prevention, etc.)

## Private Sector

- Healthcare setting
- Employee health and wellness
- Occupational safety and health

## Academia

- Must primarily focus on community engagement, typically with external partners



SCHOOL OF  
**PUBLIC HEALTH**

# What can (or can't) you do for your PE?

## Can

- Get paid
- Complete your PE with your current employer
  - \*BUT\* the project/work for the PE must map to competencies to be eligible for consideration

## Can't

- Work that doesn't demonstrate your public health competencies
- No direct patient, client, or clinical work
- Do not recommend same PE supervisor as work supervisor



PE Website: <https://ohsu-psu-sph.org/applied-learning-experience/practice-experience/>

Talk with your program's PE/IP coordinator to get guidance on what is an appropriate PE.

# Before starting your PE

## Resources

- SPH PE Website: <https://ohsu-psu-sph.org/applied-learning-experience/practice-experience/>
- PE/IP Events Calendar: <https://sites.google.com/pdx.edu/mph-pe-calendar/mph-pe-calendar>
- EXXAT Database: <https://steps.exxat.com/account/login>

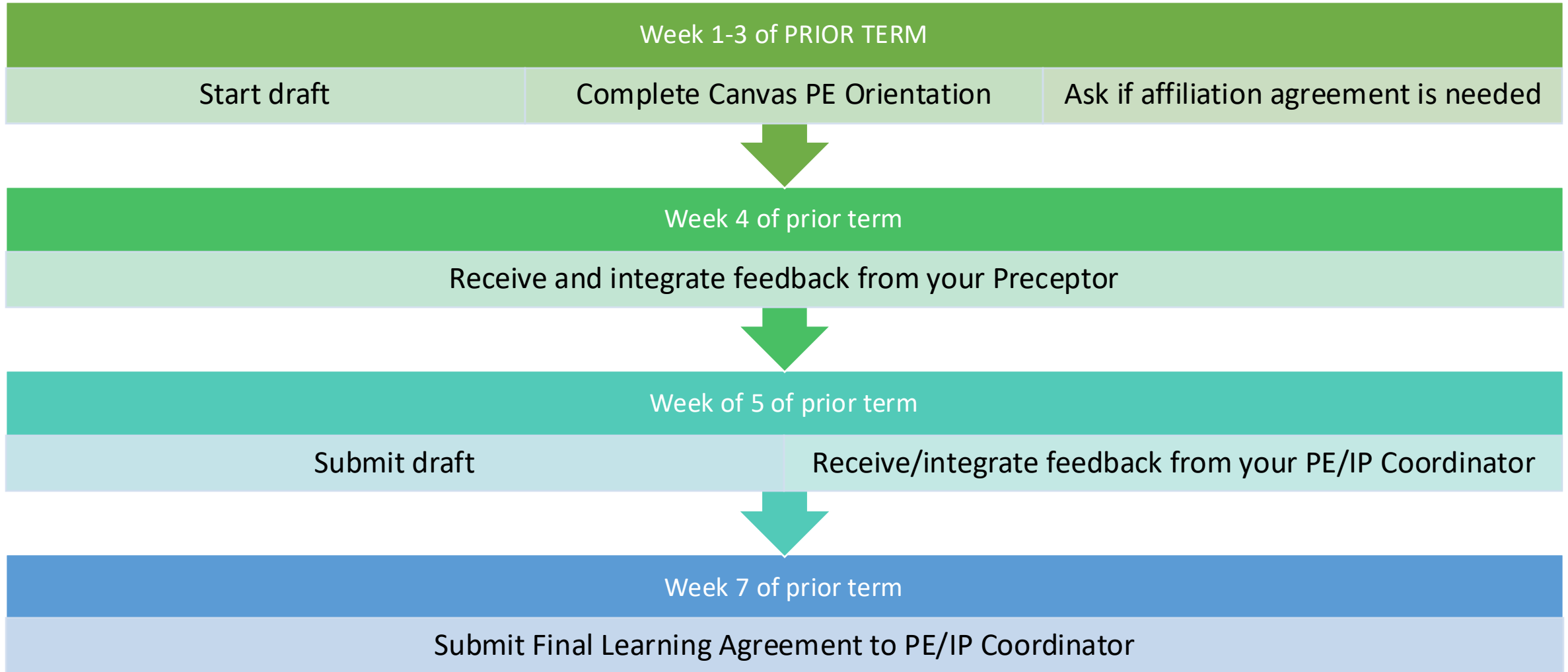
## Two Terms Prior

- Researching PE sites
- Reaching out to preceptors

## One Term Prior

- Site confirmed
- Learning Agreement

# Learning Agreement Timeline



# Learning Agreement Components

Information	Core course completion, current CV/resume
Organization & preceptor information	Location, org mission/values; Preceptor name, title, credentials, contact info
PE orientation completion	Confirm date of completion; Required Canvas Orientation!
Reflection	MPH coursework you've taken and your previous/current work experiences and how they provide you with the skills and knowledge to complete your PE
Career Goals	Five-year plan and how the PE fits into your career goals
About the PE	Your PE duties and responsibilities and PE public health focus (you need your preceptor to review and provide feedback)
Positionality & equity reflection	Within the context of your PE
Competency Map	Tying your PE goals, tasks/activities, and deliverables together (you need your preceptor to review and provide feedback)
Signatures	You, Site Preceptor, and Program PE/IP Coordinator (Epi/BSTA: Faculty Advisor)



# Before starting your PE

## Affiliation Agreements

- **Needed** if you are unpaid, classified as intern, or receive a stipend
- Not needed if your PE is at OHSU or PSU
- Not needed if you're classified as a paid temporary employee

## Registration

- <https://www.pdx.edu/registration/academic-calendar>
- <https://www.ohsu.edu/education/academic-calendar>
- **RECOMMENDATION: Register for your PE over two terms**



SCHOOL OF  
**PUBLIC HEALTH**

Talk with your program's PE/IP coordinator to get guidance on what is an appropriate PE.



# Before starting your PE

## IRB Approval

- Needed if working on a research project
- Research is a systematic investigation designed to develop or contribute to generalizable knowledge
- ***If you will be doing research for your PE, contact your PE/IP Coordinator at least two terms in advance***

## International Sites

- Must complete forms for International Elective Approval & Travel Waiver of Liability
- The OHSU Office of International Services provides travel screening
- Student Health will help you to meet travel requirements (and provides vaccinations)
- ***Must start planning several terms in advance to have all approvals in place***



# During and after your PE

## Midway Progress Report

- Over 2 terms: due week 10 of 1st term
- Over 1 term: due week 5
- Template in Sakai/PE website

## Portfolio & Deliverables

- Due Friday of week 10 of PE completion term
- Outline in Sakai
- Demonstrates your ability to communicate your overall experience and attainment of competencies
- Opportunity to showcase your PE and the work you completed
- 2 deliverables demonstrating 5 competencies

## Oral Presentation

- Concludes your PE
- 20-minute presentation + 10-minute Q & A
- Meant to be a focused demonstration of your accomplishments

# Deliverable Examples

---

Data Collection Plan

---

Communication Materials

---

GIS Map

---

Program Evaluation

---

Literature Review

---

Survey Instrument

---

Focus Group Protocol

---

Healthcare Network Map

---

Statewide Program Census

---

Toolkit

---

Qual/Quant Data Analysis Plan

---

Data Analysis

---

Program script

---

Draft Manuscript Sections

---

Statistical Output

---

External-facing community engagement summary

---

Systems Thinking Diagram

---

Curriculum

---

Report

---

Website/App



SCHOOL OF  
**PUBLIC HEALTH**