

# Practice Experience & Integrative Project Info Session



SCHOOL OF  
**PUBLIC HEALTH**

# PE/IP Coordinators & Contacts



SCHOOL OF  
**PUBLIC HEALTH**

Biostats: Byung Park (parkb@ohsu.edu)

Epi: Sarah Siegel (siegels@ohsu.edu)

ESHH: Tawnya Peterson (petertaw@ohsu.edu)

HSMP: Neal Wallace (nwallace@pdx.edu)

HP: Brad Wipfli (bwipfli@pdx.edu)

PHP: Jamie Jones (jljones@pdx.edu)

PE Administrator: Andrew Wyman  
(andrew.wyman@pdx.edu)

Director of Applied Learning: Jamie Jones  
(jljones@pdx.edu)

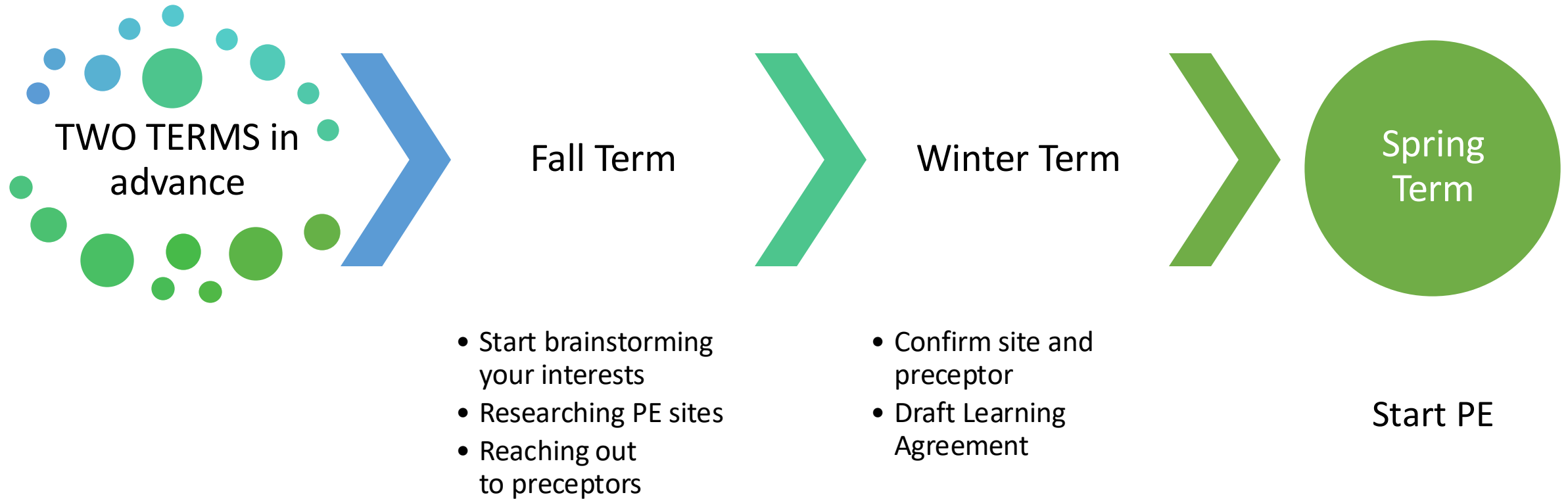
# What is the Practice Experience (PE)?

- An opportunity for you to take the knowledge and skills you've learned in your MPH coursework and apply them to public health work in real-life settings
- Requirement of all SPH MPH programs
- You must complete all 5 core MPH courses
  - BSTA 511/525: Intro/Est. and Hypothesis Testing for Applied Biostatistics
  - Epi 512: Epidemiology I
  - ESHH 511: Concepts of Environmental Health
  - HSMP 574: Health Systems Organization
  - PHE 512: Principles of Health Behavior
- BSTA Students – need more BSTA courses completed
- EPI Students – highly recommend have taken EPI Data (EPI 536)

# What is the PE?

- 4 credits  $\approx$  160 contact hours [1 credit hour  $\approx$  40 hours]
- Can be completed over 1 or 2 terms (or more)
  - Approx. 8 hours/week if completed over 2 terms
  - Approx. 16 hours per week if completed in 1 term
  - Over two terms, talk to your faculty advisor and PE/IP coordinator
- Produce 2 deliverables that demonstrate 5 competencies
  - Health equity competency (CEPH MPH Foundational Competency 6)
  - Two additional CEPH MPH Foundational Competencies
    - <https://ohsu-psu-sph.org/masters-in-public-health-degrees/foundational-competencies>
  - Two MPH Program Competencies from your MPH Program
    - Program Guides at <https://ohsu-psu-sph.org/mph-ms-requirements/>
- **You're responsible for finding and securing your PE opportunity**

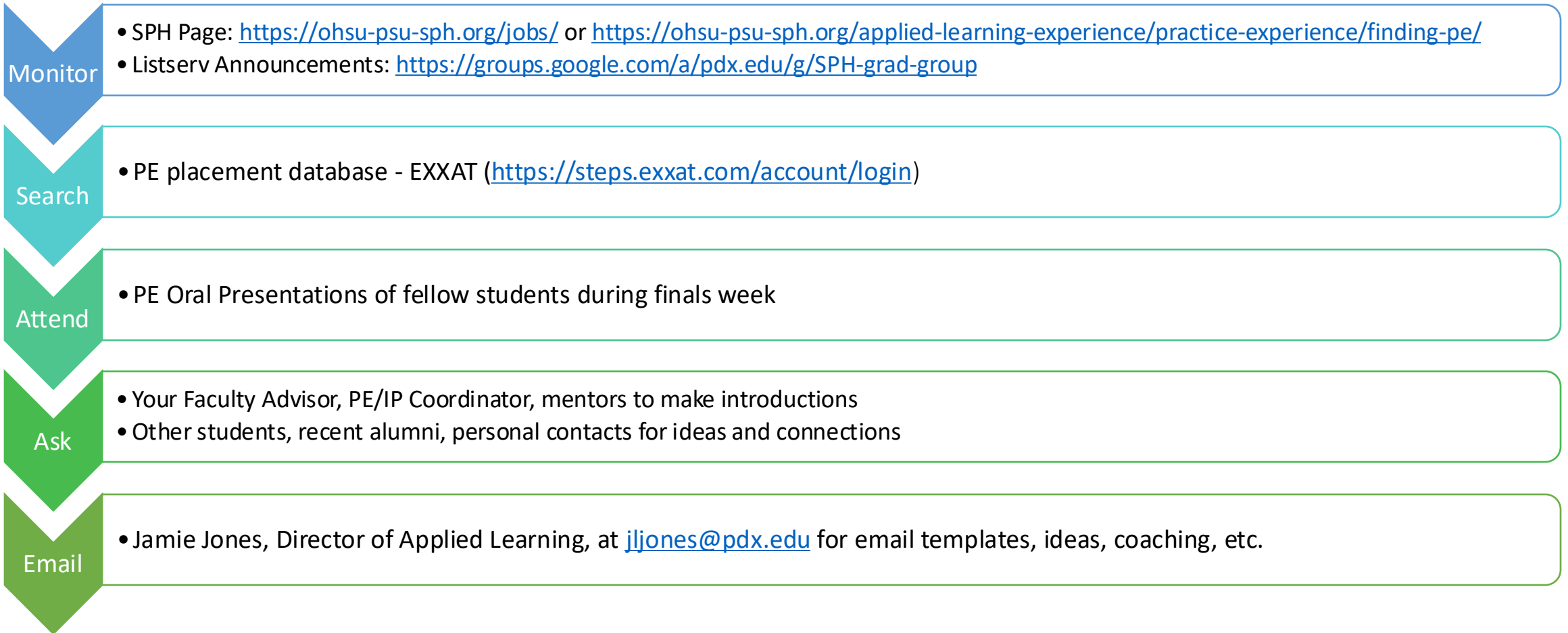
# When to begin planning your PE?



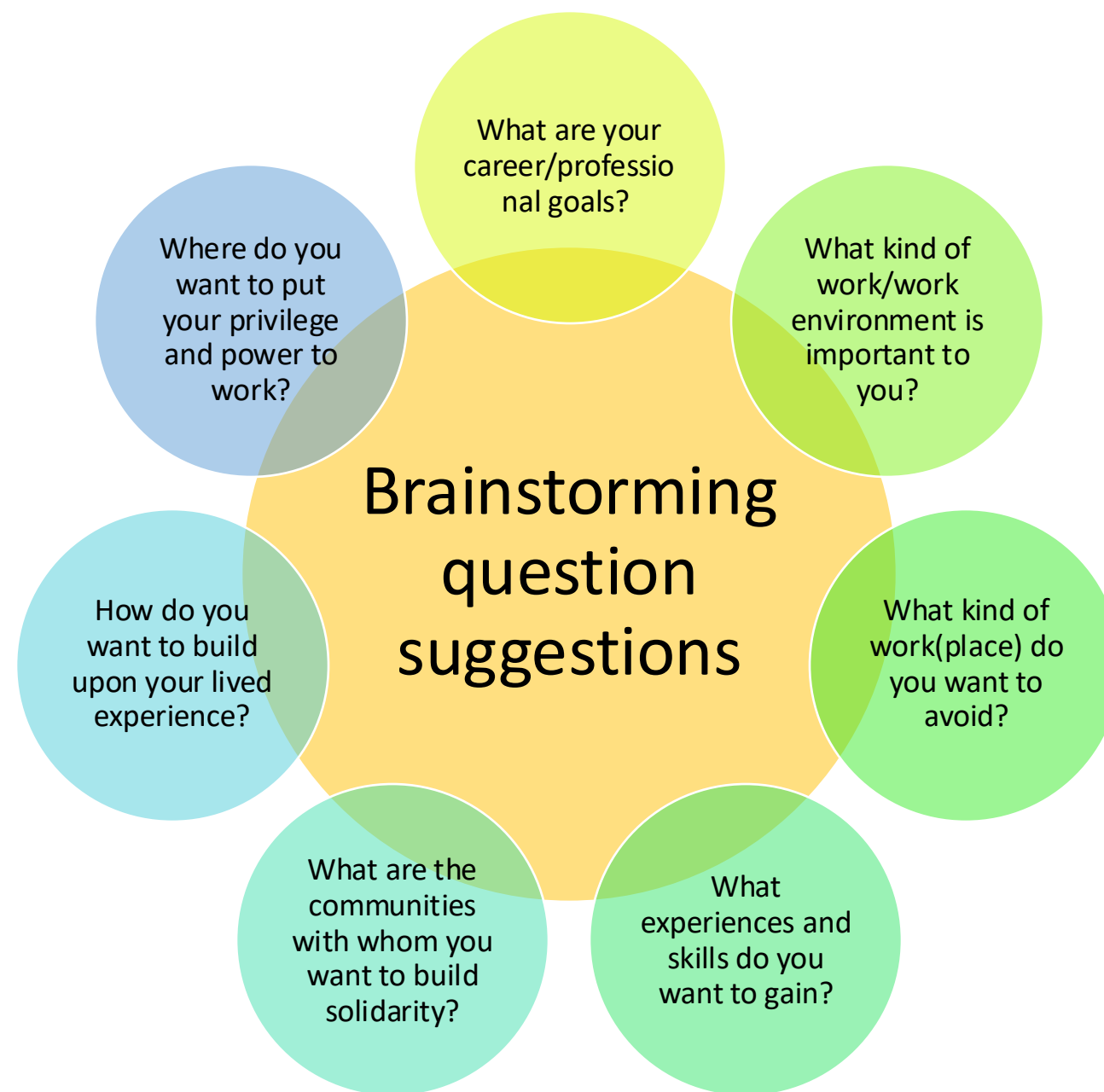
PE Website: <https://ohsu-psu-sph.org/applied-learning-experience/practice-experience/>

Talk with your program's PE/IP coordinator to get guidance on what is an appropriate PE.

# Where to find PE sites and preceptors?



Talk with your program's PE/IP coordinator to get guidance on what is an appropriate PE.



PE Website: <https://ohsu-psu-sph.org/applied-learning-experience/practice-experience/>

Talk with your program's PE/IP coordinator to get guidance on what is an appropriate PE.

# Where can you do your PE?

## Public Health Agencies

- City
- County
- State
- Federal

## CBOs/NGOs

- Community-specific (BIPOC, LGBTQ, etc.)
- Issue-specific (housing, substance use disorders, violence prevention, etc.)

## Private Sector

- Healthcare setting
- Employee health and wellness
- Occupational safety and health

## Academia

- Must primarily focus on community engagement, typically with external partners



SCHOOL OF  
**PUBLIC HEALTH**



# What can (or can't) you do for your PE?

## Can

- Get paid
- Complete your PE with your current employer
  - \*BUT\* the project/work for the PE must map to competencies to be eligible for consideration

## Can't

- Work that doesn't demonstrate your public health competencies
- No direct patient, client, or clinical work
- Do not recommend same PE supervisor as work supervisor



PE Website: <https://ohsu-psu-sph.org/applied-learning-experience/practice-experience/>

Talk with your program's PE/IP coordinator to get guidance on what is an appropriate PE.

# Before starting your PE

## Resources

- SPH PE Website: <https://ohsu-psu-sph.org/applied-learning-experience/practice-experience/>
- PE/IP Events Calendar: <https://sites.google.com/pdx.edu/mph-pe-calendar/mph-pe-calendar>
- EXXAT Database: <https://steps.exxat.com/account/login>

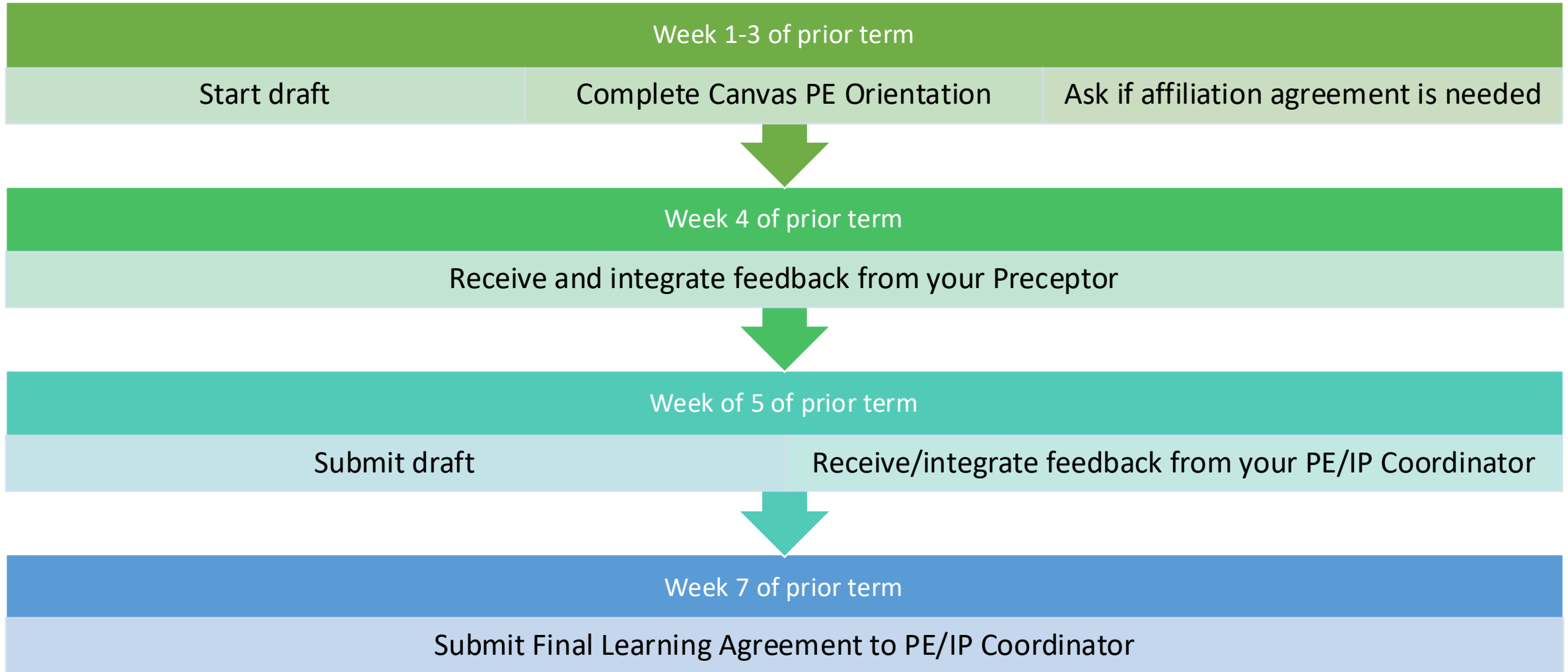
## Two Terms Prior

- Researching PE sites
- Reaching out to preceptors

## One Term Prior

- Site confirmed
- Learning Agreement

# Learning Agreement Timeline



# Learning Agreement Components

Information	Core course completion, current CV/resume
Organization & preceptor information	Location, org mission/values; Preceptor name, title, credentials, contact info
PE orientation completion	Confirm date of completion; Required Canvas Orientation!
Reflection	MPH coursework you've taken and your previous/current work experiences and how they provide you with the skills and knowledge to complete your PE
Career Goals	Five-year plan and how the PE fits into your career goals
About the PE	Your PE duties and responsibilities and PE public health focus
Positionality & equity reflection	Within the context of your PE
Competency Map	Tying your PE goals, tasks/activities, and deliverables together
Signatures	You, Site Preceptor, and Program PE/IP Coordinator (Epi/BSTA: Faculty Advisor)



# Before starting your PE

## Affiliation Agreements

- **Needed** if you are unpaid, classified as intern, or receive a stipend
- Not needed if your PE is at OHSU or PSU
- Not needed if you're classified as a paid temporary employee

## Registration

- <https://www.pdx.edu/registration/academic-calendar>
- <https://www.ohsu.edu/education/academic-calendar>
- **RECOMMENDATION: Register for your PE over two terms**



SCHOOL OF  
**PUBLIC HEALTH**

Talk with your program's PE/IP coordinator to get guidance on what is an appropriate PE.

# Before starting your PE

## IRB Approval

- Needed if working on a research project
- Research is a systematic investigation designed to develop or contribute to generalizable knowledge
- ***If you will be doing research for your PE, contact your PE/IP Coordinator at least two terms in advance***

## International Sites

- Must complete forms for International Elective Approval & Travel Waiver of Liability
- The OHSU Office of International Services provides travel screening
- Student Health will help you to meet travel requirements (and provides vaccinations)
- ***Must start planning several terms in advance to have all approvals in place***



SCHOOL OF  
**PUBLIC HEALTH**

Talk with your program's PE/IP coordinator to get guidance on what is an appropriate PE.

# During and after your PE

## Midway Progress Report

- Over 2 terms: due week 10 of 1st term
- Over 1 term: due week 5
- Template in Sakai/PE website

## Portfolio & Deliverables

- Due Friday of week 10 of PE completion term
- Outline in Sakai
- Demonstrates your ability to communicate your overall experience and attainment of competencies
- Opportunity to showcase your PE and the work you completed
- 2 deliverables demonstrating 5 competencies

## Oral Presentation

- Concludes your PE
- 20-minute presentation + 10-minute Q & A
- Meant to be a focused demonstration of your accomplishments

# Deliverable Examples

---

Data Collection Plan

---

Communication Materials

---

GIS Map

---

Program Evaluation

---

Literature Review

---

Survey Instrument

---

Focus Group Protocol

---

Healthcare Network Map

---

Statewide Program Census

---

Toolkit

---

Qual/Quant Data Analysis Plan

---

Data Analysis

---

Program script

---

Draft Manuscript Sections

---

Statistical Output

---

External-facing community engagement summary

---

Systems Thinking Diagram

---

Curriculum

---

Report

---

Website/App



SCHOOL OF  
**PUBLIC HEALTH**



# Integrative Project

## What is it?

- The Integrative Project (IP), along with your PE, are the culminating experiences of your MPH
- IP is a 4-part portfolio of work completed as part of your degree program, along with a reflective self-assessment
  - You choose a substantive paper from your MPH you consider to be high-quality (and possibly additional coursework) that fulfills 6 criteria
  - Write reflective self-assessment
- 1 credit, the last term of your MPH.
  - Need PE/IP Coordinator to approve registration
- IP Coordinator assesses students on demonstration of competencies and 6 criteria

## Six Criteria

1. Demonstration of CEPH Foundational Competency #6 and the ability to apply an equity lens in relation to a public health issue.
2. Application of existing theory and/or empirical evidence to support a public health program, policy, or research study.
3. Description of the context and implications of a public health program, policy, research study, or issue.
4. Clearly communicate to other public health professionals.
5. Demonstration of 5 CEPH foundational competencies.
6. Demonstration of 4 program competencies.



SCHOOL OF  
**PUBLIC HEALTH**