

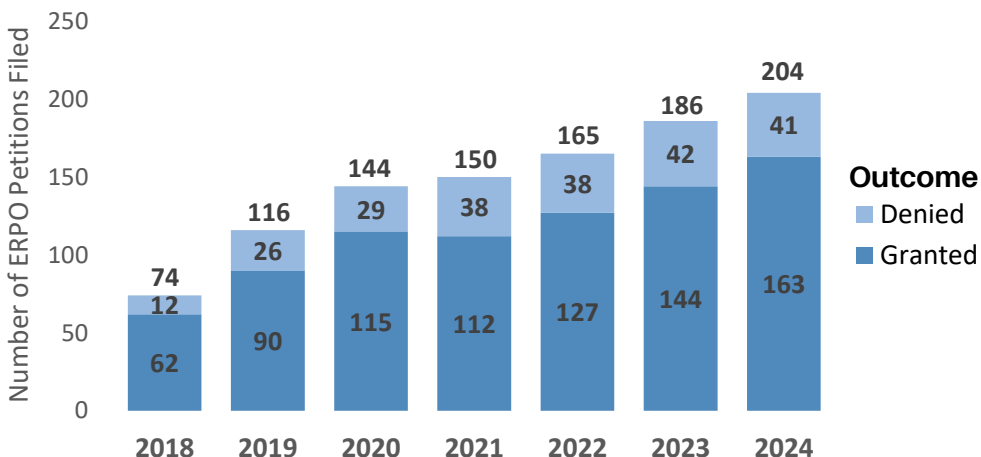
# Use of Oregon's Extreme Risk Protection Order Law to Prevent Firearm Injury and Violence

Our research suggests that Oregon's ERPO law is being used to try to prevent self-harm, assault, and mass violence by firearm, but that increased public awareness about the law and more assistance for the public in petitioning effectively is needed throughout the state.

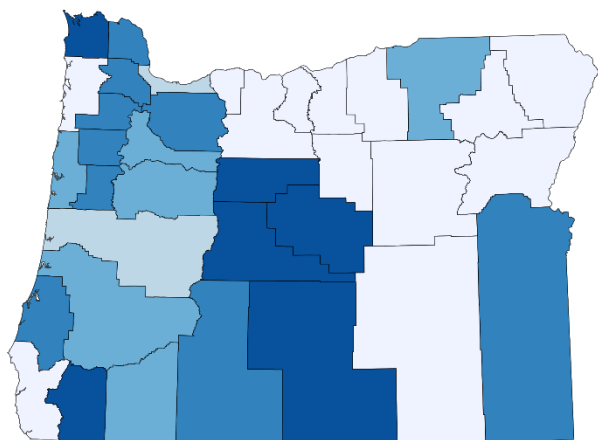
Oregon's Extreme Risk Protection Order (ERPO) law went into effect on January 1, 2018.<sup>1</sup> The law allows family or household members or a law enforcement officer to petition a civil court for an order to temporarily restrict a person's access to firearms if the court determines that the person is at imminent risk of causing harm to themselves or others.<sup>2</sup> The petitioner must meet a burden of proof requiring "clear and convincing evidence" for the petition to be granted. An ERPO typically lasts for 1 year. Our team analyzed Oregon's ERPO court records<sup>3</sup> from January 1, 2018, through December 31, 2024.

## Number of Petitions Filed, by Year and Outcome after Initial Hearing

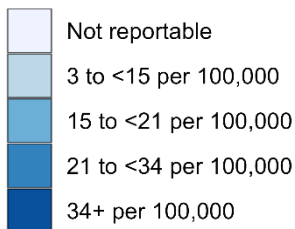
- 1,039 ERPO petitions were filed from 2018 through 2024; 813 (78%) were granted at the initial hearing held when the petition was filed.
- Numbers of petitions increased each year, while the proportions granted were similar (84%, 78%, 80%, 75%, 77%, 77%, and 80%; 2018 to 2024 respectively).



## Rate of Petitions Filed by County, 2018-2024\*



### Rate of petitions filed per 100,000 residents



- Of Oregon's 36 counties, 32 (89%) had at least 1 ERPO petition filed.
- The number of petitions filed per county ranged from 0 to 174. Among counties with 1 or more petitions filed, the median rate of petitions filed was 21.4 per 100,000 residents.\*\*

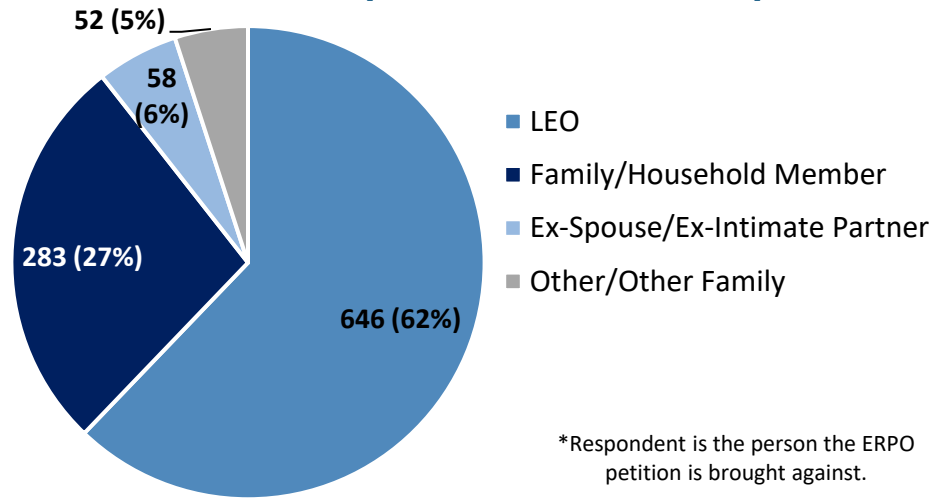
\*In this map, counties with a total count of <5 petitions filed are "not reportable" because those counts are too small for meaningful county-level rate calculations.

\*\* We calculated the median rate as the 50<sup>th</sup> percentile of all rates among counties with 1 or more petitions filed. This means that about half of the counties with petitions filed had higher rates, and half had lower rates, than this number.

1. ORS §§166.525 to 166.543. Extreme Risk Protection Orders. Available at: [https://oregon.public.law/statutes/ors\\_166.525](https://oregon.public.law/statutes/ors_166.525)  
 2. ERPO laws are not specific to firearms but rather require the removal of any deadly weapon.  
 3. Data were extracted from court records provided by the Oregon Judicial Department.

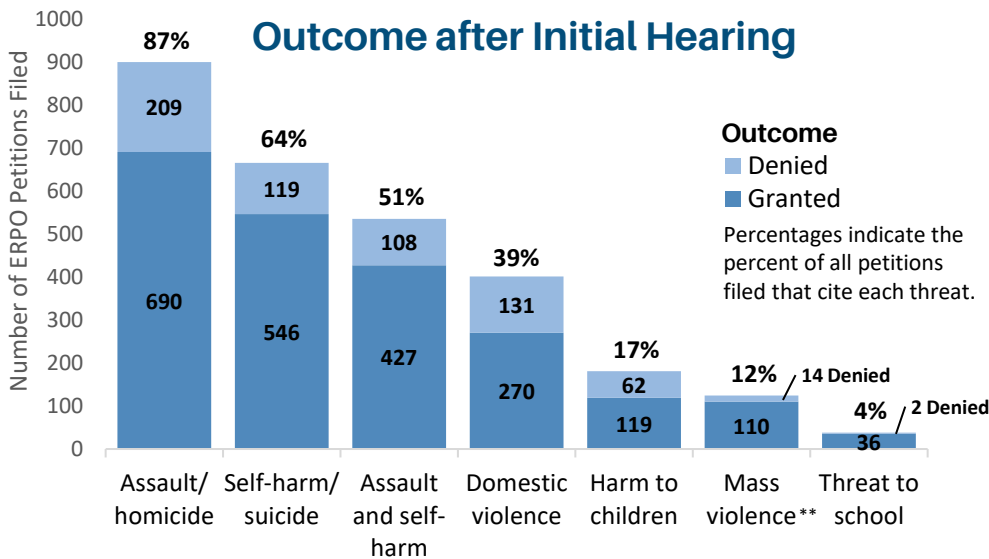
## Relationship of Petitioner to Respondent\*

- Most petitioners were law enforcement officers (LEOs) (646; 62% of all petitioners), followed by family/household members (283; 27%).
- Petitions filed by LEOs were more likely to be granted (96% approval rate) than petitions by family/household members (61% approval rate).



\*Respondent is the person the ERPO petition is brought against.

## Threats Cited\* in ERPO Petitions, by Outcome after Initial Hearing

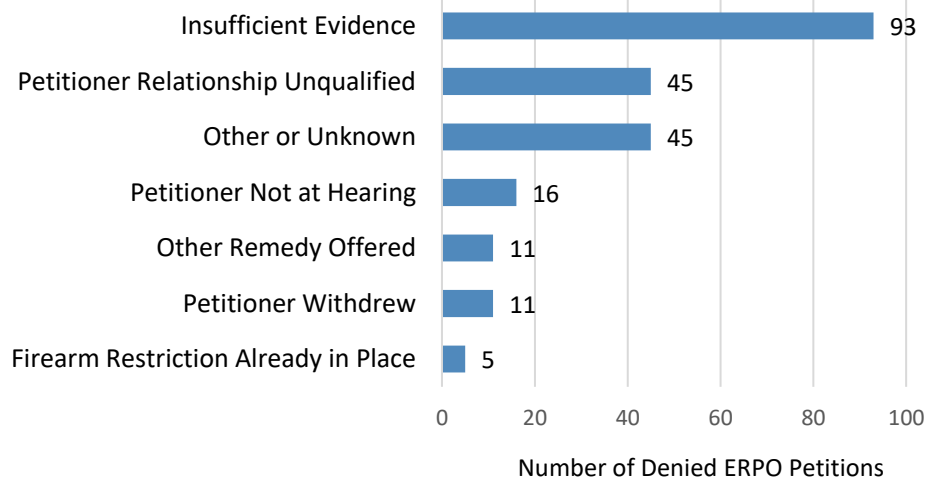


- The largest percentage (87%) of petitions cited assault, followed by the threat of self-harm (64%).
- Just over half (51%) of all petitions cited risks to both self and others.
- Of the 124 (12%) petitions citing a threat of mass violence, 110 (89%) were granted.

\*A petition might fall into more than one threat category.  
\*\*ERPO petition cites concern that the respondent intends to harm four or more people, other than themselves.

- The most frequent reason given for petition denial was insufficient evidence (93; 41%), followed by the petitioner not having a qualified relationship (45; 20%).

## Primary Reason for ERPO Denial



## Hearings

In 171 (21%) of the 813 petitions granted, a hearing to contest the ERPO was requested by the respondent. Of those 171 cases, 75 (44%) of the ERPOs were dismissed after the hearing was held.